

DOWNLIGHTS

DOLUX 7" SQUARE IP 40/44

DOWNLIGHTS

DOLUX 7" SQUARE IP40/44



SPECIFICATIONS :

Mounting	: Ceiling recessed
Lamp type	: CFL
Lamp holder	: G24q
Control gear type	: Electronic
Voltage Rating/ Freq.	: 220-240V / 50-60 Hz
Power factor	: >0.95
Degree of protection	: IP 40 /44
Internal Wiring	: 0.5 mm sq. solid copper wire PVC 105 deg C
Cable entry	: 16mm dia. holes at the end of the gear box
Cable connection	: Terminal block, 3-pole, screw type with grounding
Conformity	: IEC 60598 / SASO 1318
Light controller	: CA-SqCTG/CA-SqFD

DESCRIPTIONS : DOLUX 7" Square is a recessed luminaire of 0.6 mm steel housing finished with 3-stages pretreatment electrostatic powder coating. The trim is made of die casted aluminum. The aluminum optic is used with purity higher than 99% and reflectance higher than 80% for LOR reaches up to 67%. DIAL certified photometry. Energy efficiency is obtained using an electronic ballast with PF higher than 0.95.

APPLICATIONS : Offices, meeting rooms, corridors, and multi-purposes applications.



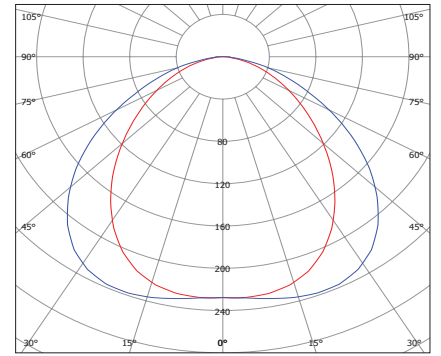
DOWNLIGHTS

DOLUX 7" SQUARE IP40/44
FLUSH DIFFUSER

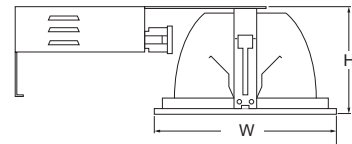
Glare Evaluation According to UGR

Room Size		Viewing direction at right angles to lamp axis					Viewing direction parallel to lamp axis				
X	Y										
ρ Ceiling		70	70	50	50	30	70	70	50	50	30
ρ Walls		50	30	50	30	30	50	30	50	30	30
ρ Floor		20	20	20	20	20	20	20	20	20	20
2H	2H	19.1	20.3	19.4	20.6	20.8	22.0	23.3	22.3	23.5	23.7
	3H	20.3	21.4	20.6	21.7	21.9	23.3	24.4	23.6	24.7	25.0
	4H	20.7	21.7	21.0	22.0	22.3	23.7	24.8	24.1	25.1	25.4
	6H	20.9	21.9	21.3	22.2	22.5	24.0	25.0	24.3	25.3	25.6
	8H	21.0	21.9	21.3	22.2	22.6	24.0	25.0	24.4	25.3	25.6
	12H	21.0	21.9	21.4	22.2	22.6	24.0	24.9	24.4	25.2	25.6
4H	2H	20.0	21.1	20.4	21.4	21.7	22.3	23.4	22.7	23.7	24.0
	3H	21.5	22.4	21.8	22.7	23.0	23.9	24.8	24.3	25.1	25.5
	4H	22.0	22.8	22.4	23.1	23.5	24.5	25.3	24.9	25.6	26.0
	6H	22.3	23.0	22.7	23.3	23.7	24.8	25.5	25.2	25.9	26.2
	8H	22.3	23.0	22.8	23.4	23.8	24.8	25.5	25.3	25.9	26.3
	12H	22.4	23.0	22.8	23.4	23.8	24.9	25.5	25.3	25.9	26.3
8H	4H	22.4	23.0	22.8	23.4	23.8	24.6	25.3	25.0	25.6	26.1
	6H	22.8	23.3	23.2	23.7	24.2	25.0	25.5	25.5	26.0	26.4
	8H	22.9	23.4	23.4	23.8	24.3	25.1	25.6	25.6	26.0	26.5
	12H	23.0	23.4	23.5	23.8	24.3	25.2	25.6	25.7	26.0	26.5
12H	4H	22.4	23.0	22.8	23.4	23.8	24.6	25.2	25.0	25.6	26.0
	6H	22.8	23.3	23.3	23.7	24.2	25.0	25.5	25.5	25.9	26.4
	8H	23.0	23.4	23.5	23.8	24.3	25.1	25.5	25.6	26.0	26.5

Variation of the observer position for the luminaire distances S			
S = 1.0H		+0.2 / -0.3	+0.1 / -0.2
S = 1.5H		+0.5 / -0.7	+0.4 / -0.5
S = 2.0H		+0.8 / -1.3	+0.8 / -1.1
Standard table		BK04	BK04
Correction Summand		2.0	4.2



DLS[7"]-CFL-2X26WE/CA-SqCTG [WH] **LoR-67%**
For the rest refer to page - 433



Corrected Glare Indices referring to 1800lm Total Luminous Flux
The UGR values have been calculated according to CIE Publ. 117 Spacing-to-Height-Ratio = 1.00.

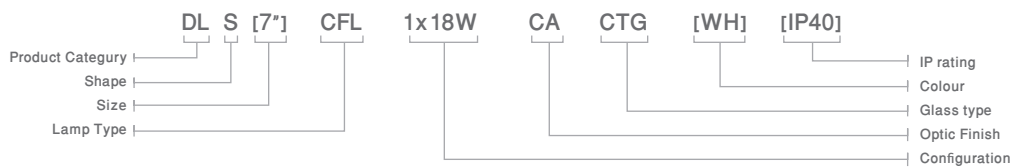
CODE	W	H	CODE	W	H
DLS[7"]-CFL-1/2X18WE/CA-SqCTG [WH] [IP40]	225	140	DLS[7"]-CFL-1/2X26WE/CA-SqCTG [WH] [IP40]	225	140
DLS[7"]-CFL-12/X18WE/CA-SqFD [WH] [IP40]	225	140	DLS[7"]-CFL-1/2X26WE/CA-SqFD [WH] [IP40]	225	140

OPTIONS:

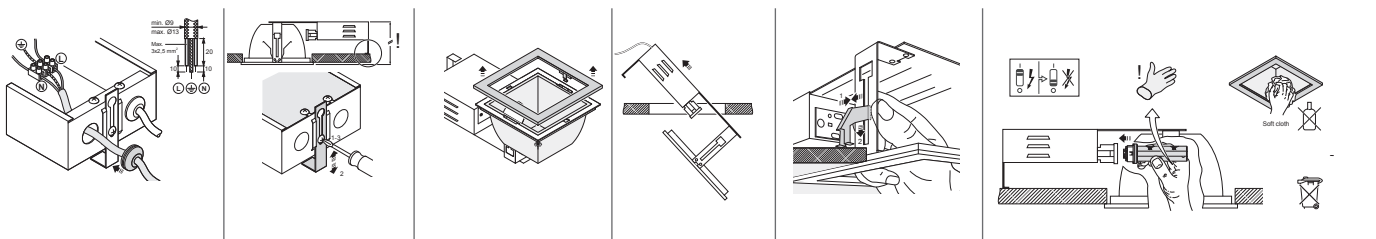
- Lamp holders (E27)
- Gear (DIM) [DALI]
- Emergency Kit (EM1.5) [EM3]
- Reflector [ASSY]
- Trim Color [WH] [GR] [AU]



Ordering Example



Mounting System



Head office

Malaz - Salahidin Road
P.O Box 1246 Riyadh 11431

Tel : +966 11 477 77 00
Fax: +966 11 478 94 69

Western Region Office

Tahliya Street
P.O Box 20798 Jeddah 21465

Tel : +966 12 6650888
Fax: +966 12 6633413

Eastern Region Office

King Abdulaziz Street
P.O Box 8492 Dammam 31482

Tel : +966 13 8336509
Fax: +966 13 8329065

ContactUs@noortek.com



www.noortek.com