



# TRACK SPOTS

SPOTLUX-184



### SPECIFICATIONS :

Mounting	: Track mounted
Lamp type	: MR16-CMH / MR16-HAL
Lamp holder	: PGJ5
Control gear type	: Electronic
Voltage Rating/ Freq.	: 220-240V / 50-60 Hz
Power factor	: >0.95
Degree of protection	: IP 20
Internal Wiring	: 0.5 mm sq solid copper wire PVC 105 deg C
Conformity	: IEC 60598 / SASO 1318

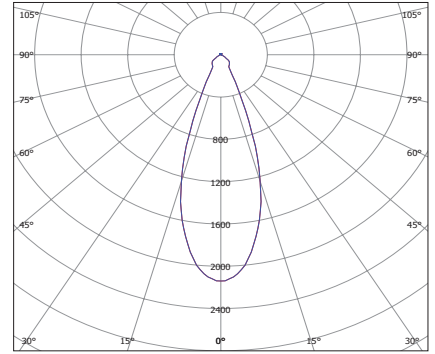
**DESCRIPTIONS :** SPOTLUX is a track mounted luminaire of 2.0 mm die casted aluminum housing finished with 3-steps pretreated electrostatic powder coating used for high ceiling applications. The aluminum optic is used with Purity higher than 99% and reflectance higher than 80% for LOR reaches up to 100%. Energy trims are also made of die cast aluminum. Many optic solutions give different distribution shapes. DIAL Certified Photometry.

**APPLICATIONS :** Retails, hotels and fashion shops

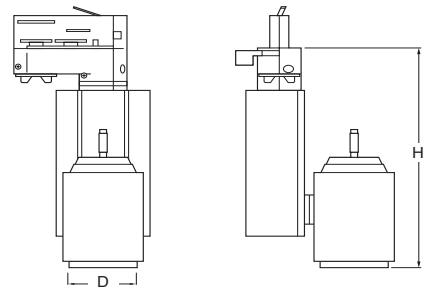


## Glare Evaluation According to UGR

$\rho$ Ceiling	70	70	50	50	30	70	70	50	50	30	
$\rho$ Walls	50	30	50	30	30	50	30	50	30	30	
$\rho$ Floor	20	20	20	20	20	20	20	20	20	20	
Room Size X	Room Size Y	Viewing direction at right angles to lamp axis					Viewing direction parallel to lamp axis				
2H	2H	15.4	16.2	15.7	16.5	16.8	15.4	16.2	15.7	16.5	16.8
	3H	15.7	16.4	16.1	16.7	17.1	15.7	16.4	16.1	16.7	17.1
	4H	15.8	16.4	16.2	16.8	17.1	15.8	16.4	16.2	16.8	17.1
	6H	15.8	16.4	16.2	16.8	17.2	15.8	16.4	16.2	16.8	17.2
	8H	15.8	16.4	16.3	16.8	17.2	15.8	16.4	16.3	16.8	17.2
	12H	15.9	16.4	16.3	16.8	17.2	15.9	16.4	16.3	16.8	17.2
4H	2H	15.4	16.1	15.8	16.4	16.8	15.4	16.1	15.8	16.4	16.8
	3H	15.8	16.4	16.2	16.8	17.2	15.8	16.4	16.2	16.8	17.2
	4H	15.9	16.4	16.4	16.8	17.3	15.9	16.4	16.4	16.8	17.3
	6H	16.1	16.5	16.5	16.9	17.4	16.1	16.5	16.5	16.9	17.4
	8H	16.1	16.5	16.6	17.0	17.5	16.1	16.5	16.6	17.0	17.5
	12H	16.2	16.5	16.7	17.0	17.5	16.2	16.5	16.7	17.0	17.5
8H	4H	15.9	16.3	16.4	16.8	17.3	15.9	16.3	16.4	16.8	17.3
	6H	16.1	16.4	16.6	16.9	17.5	16.1	16.4	16.6	16.9	17.5
	8H	16.2	16.5	16.8	17.0	17.6	16.2	16.5	16.8	17.0	17.6
	12H	16.3	16.6	16.9	17.1	17.7	16.3	16.6	16.9	17.1	17.7
12H	4H	15.9	16.2	16.4	16.7	17.2	15.9	16.2	16.4	16.7	17.2
	6H	16.1	16.4	16.7	16.9	17.5	16.1	16.4	16.7	16.9	17.5
	8H	16.2	16.5	16.8	17.0	17.6	16.2	16.5	16.8	17.0	17.6
Variation of the observer position for the luminaire distances S											
S = 1.0H	+0.8 / -1.4					+0.8 / -1.4					
S = 1.5H	+1.8 / -3.5					+1.8 / -3.5					
S = 2.0H	+3.4 / -4.7					+3.4 / -4.7					
Standard table	BK01					BK01					
Correction Summand	0.3					0.3					



TRS-184 MR16-HAL 20WE (WH) **LoR. 100%**  
For the rest refer to page - 438



Corrected Glare Indices referring to 995lm Total Luminous Flux  
The UGR values have been calculated according to CIE Publ. 117 Spacing-to-Height-Ratio = 1.00.

CODE	D	H
TRS-184 MR16-CMH 20WE (WH)	70	171

CODE	D	H
TRS-184 MR16-HAL 20WE (WH)	70	171

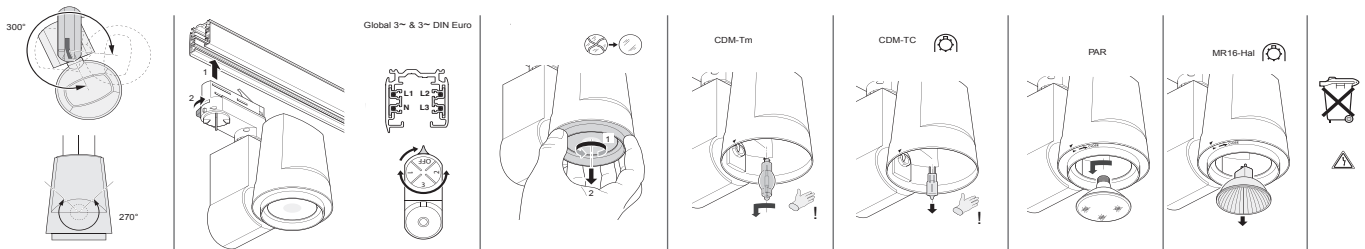
### OPTIONS:

- Gear (DIM) (DALI)

## Ordering Example



## Mounting System



### **Head office**

Malaz - Salahidin Road  
P.O Box 1246 Riyadh 11431

Tel : +966 11 477 77 00  
Fax: +966 11 478 94 69

### **Western Region Office**

Tahliya Street  
P.O Box 20798 Jeddah 21465

Tel : +966 12 6650888  
Fax: +966 12 6633413

### **Eastern Region Office**

King Abdulaziz Street  
P.O Box 8492 Dammam 31482

Tel : +966 13 8336509  
Fax: +966 13 8329065

ContactUs@noortek.com



**www.noortek.com**